

Tree Removal Trends

FY 2020 Quarterly Trends

FY 2014 – FY 2020 Trends

DDH and Illegal Tree Removal

Tree Replanting

Presentation by The Tree Next Door using annual & quarterly reports provided by the City of Atlanta Department of City Planning.

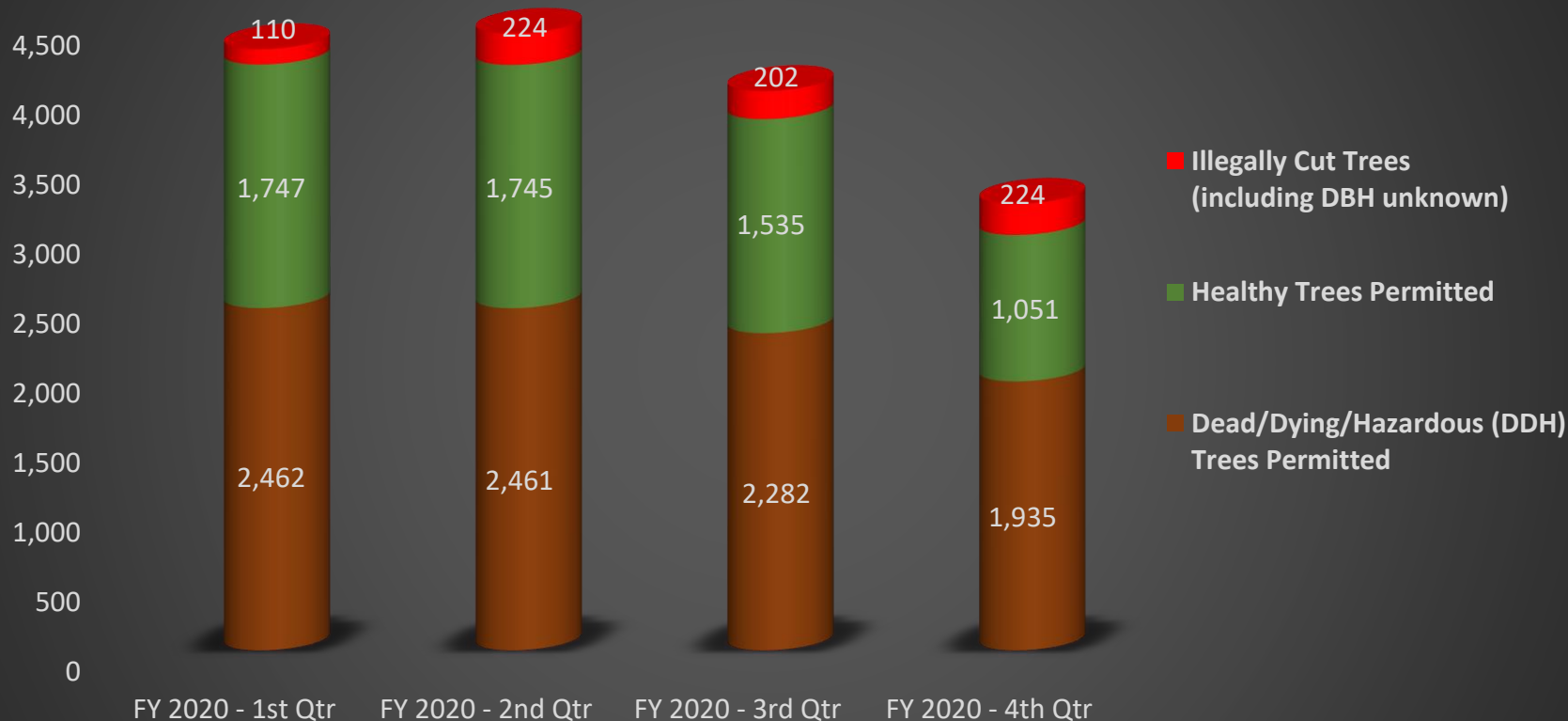
Visit treenextdoor.org for more information



FY 2020 Quarterly Trends



Private Property Trees Permitted To Be Taken Down By Quarter During Fiscal Year 2020* - City of Atlanta



*A fiscal year begins July 1 and ends June 30 of each calendar year. FY 2020 – 4th Qtr is the 2nd Qtr of calendar year 2020, and includes the initial months of the COVID-19 shutdown, although construction workers and tree cutters were considered “essential workers” and allowed to work.

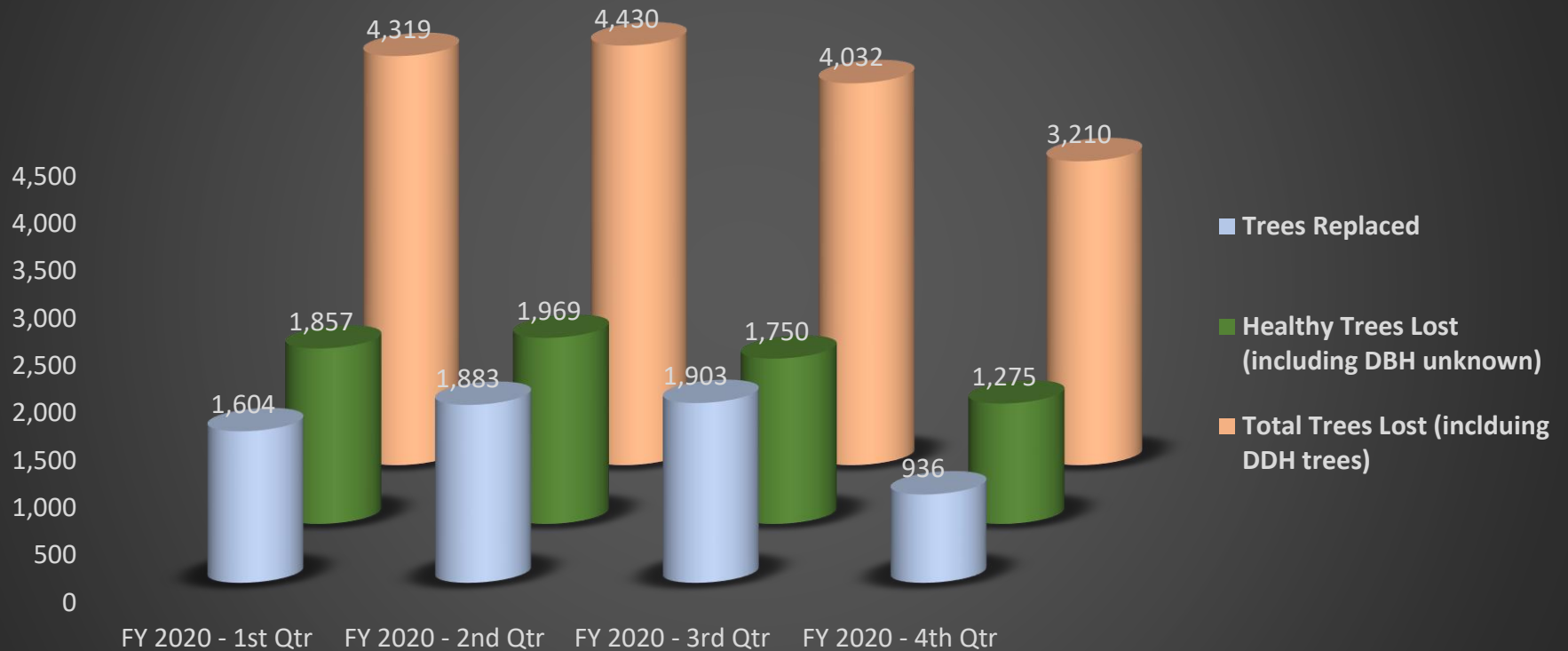
Chart created by The Tree Next Door using quarterly reports provided by the City of Atlanta Department of City Planning. Visit treenextdoor.org for more information.



Private Property Trees Lost and Replaced By Quarter During Fiscal Year 2020* - City of Atlanta

Net Tree Loss in 4th Qtr: 2,274
3rd Qtr: 2,129

% Trees Replaced in 4th Qtr: 30%
3rd Qtr: 47%



*A fiscal year begins July 1 and ends June 30 of each calendar year. FY 2020 – 4th Qtr is the 2nd Qtr of calendar year 2020, and includes the initial months of the COVID-19 shutdown, although construction workers and tree cutters were considered “essential workers” and allowed to work.

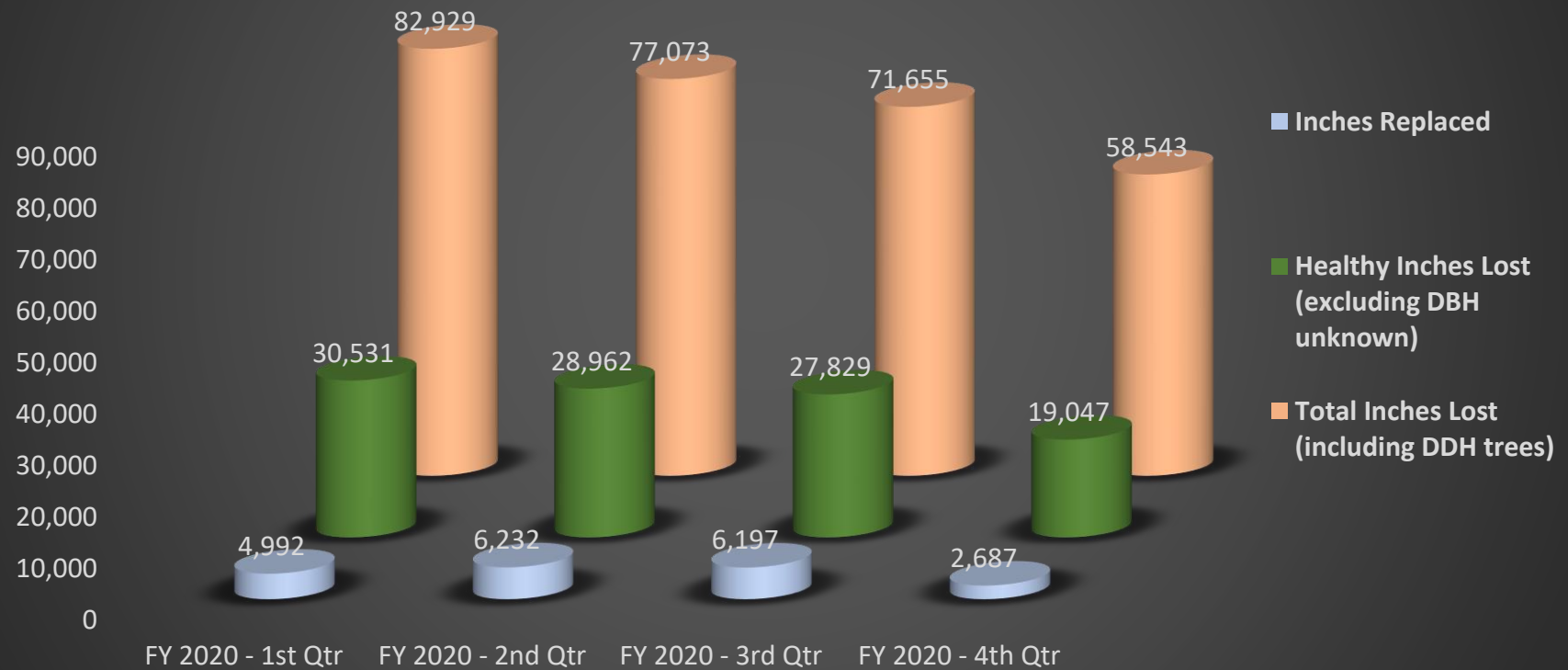
Chart created by The Tree Next Door using quarterly reports provided by the City of Atlanta Department of City Planning.
Visit treenextdoor.org for more information.



Private Property Tree Diameter at Breast Height (DBH) By Quarter During Fiscal Year 2020* - City of Atlanta


Net Tree Inches Lost in 4th Qtr: 55,856
3rd Qtr: 65,458

% Tree Inches Replaced in 4th Qtr: 5%
3rd Qtr: 9%



*A fiscal year begins July 1 and ends June 30 of each calendar year. FY 2020 – 4th Qtr is the 2nd Qtr of calendar year 2020, and includes the initial months of the COVID-19 shutdown, although construction workers and tree cutters were considered “essential workers” and allowed to work.

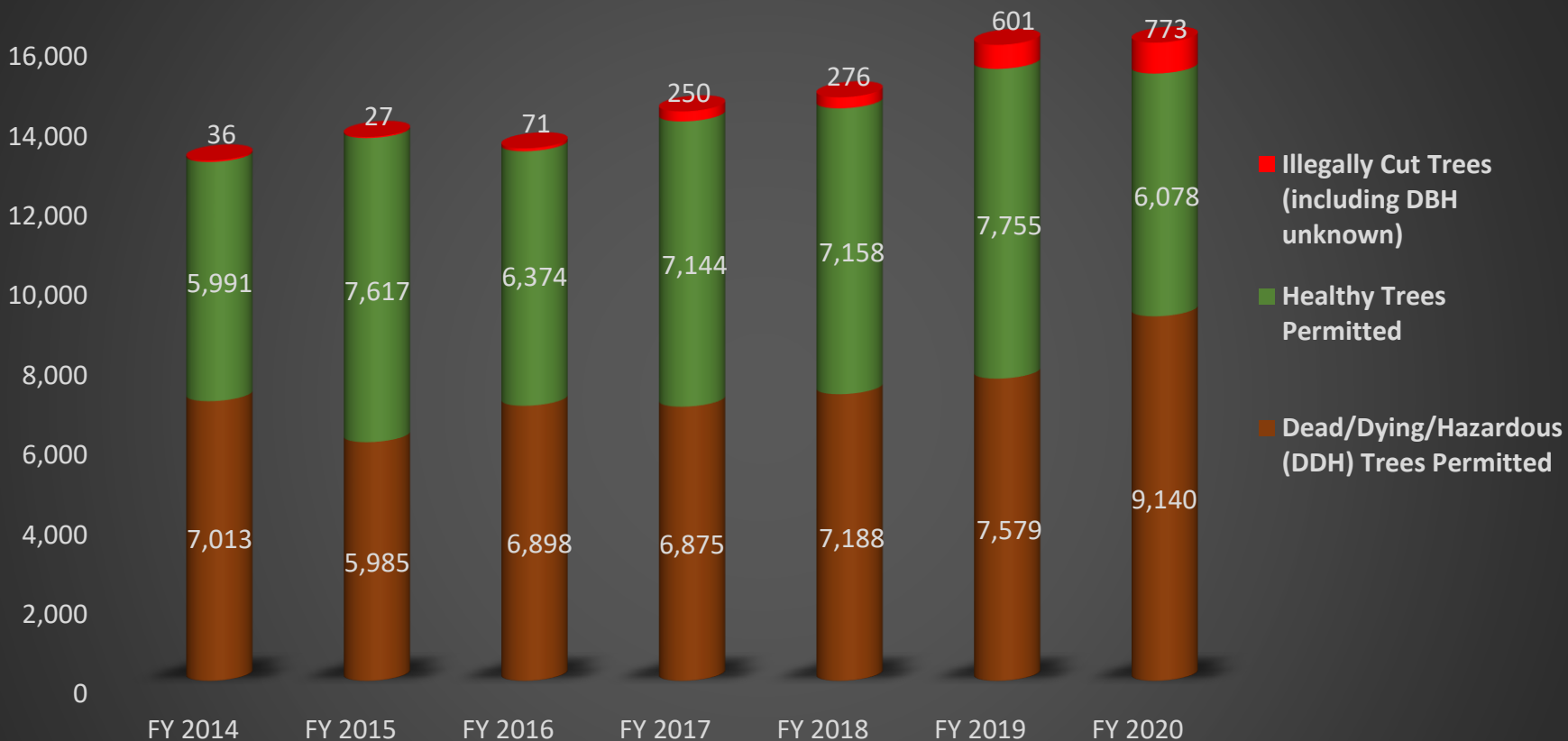
Chart created by The Tree Next Door using quarterly reports provided by the City of Atlanta Department of City Planning.
Visit treenextdoor.org for more information.



FY 2014 – 2020 Annual Trends



Private Property Trees Permitted To Be Taken Down By Fiscal Year* - City of Atlanta



*A fiscal year begins July 1 and ends June 30 of each calendar year. FY 2020 includes the initial three months of the COVID-19 shutdown, although construction workers and tree cutters were considered “essential workers” and allowed to work.

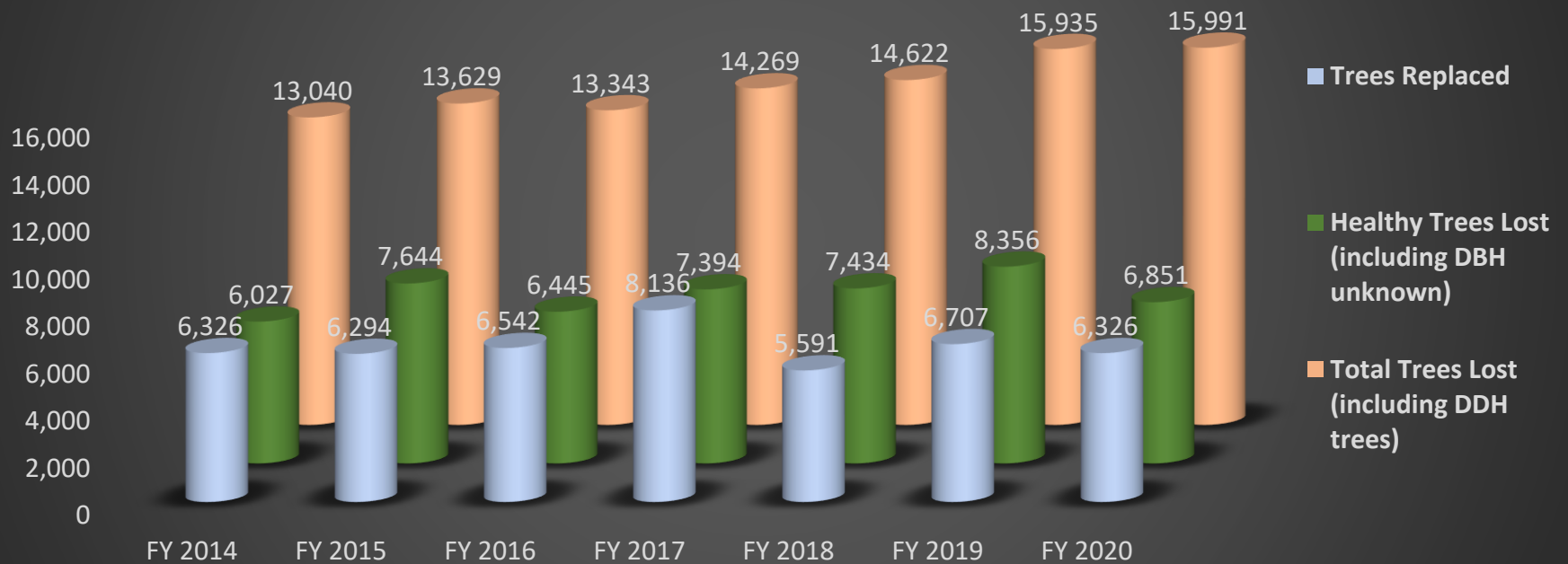
Chart created by The Tree Next Door using quarterly reports provided by the City of Atlanta Department of City Planning. Visit treenextdoor.org for more information.



Private Property Trees Lost and Replaced By Fiscal Year* - City of Atlanta

Net Trees Lost in FY 2020: 9,665
FY 2019: 9,228

% Trees Replaced in FY 2020: 40%
in FY 2019: 42%



*A fiscal year begins July 1 and ends June 30 of each calendar year. FY 2020 includes the initial three months of the COVID-19 shutdown, although construction workers and tree cutters were considered "essential workers" and allowed to work.

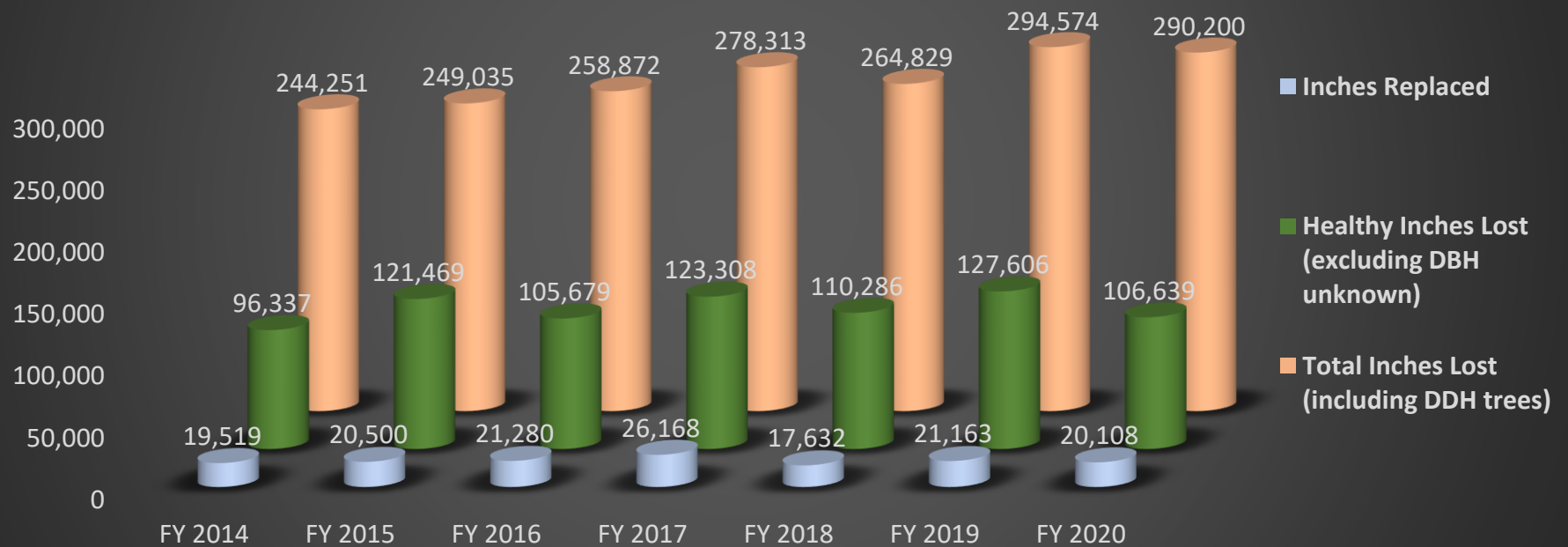
Chart created by The Tree Next Door using annual & quarterly reports provided by the City of Atlanta Department of City Planning. Visit treenextdoor.org for more information.



Private Property Tree Diameter at Breast Height (DBH) By Fiscal Year* - City of Atlanta

Net Tree Inches Lost in FY 2020: 270,092
FY 2019: 273,411

% Tree inches Replaced in FY 2020: 7%
FY 2019: 7%



*A fiscal year begins July 1 and ends June 30 of each calendar year. FY 2020 includes the initial three months of COVID-19 shutdowns, although construction workers and tree cutters were considered "essential workers" and allowed to work.

Chart created by The Tree Next Door using annual & quarterly reports provided by the City of Atlanta Department of City Planning. Visit treenextdoor.org for more information.

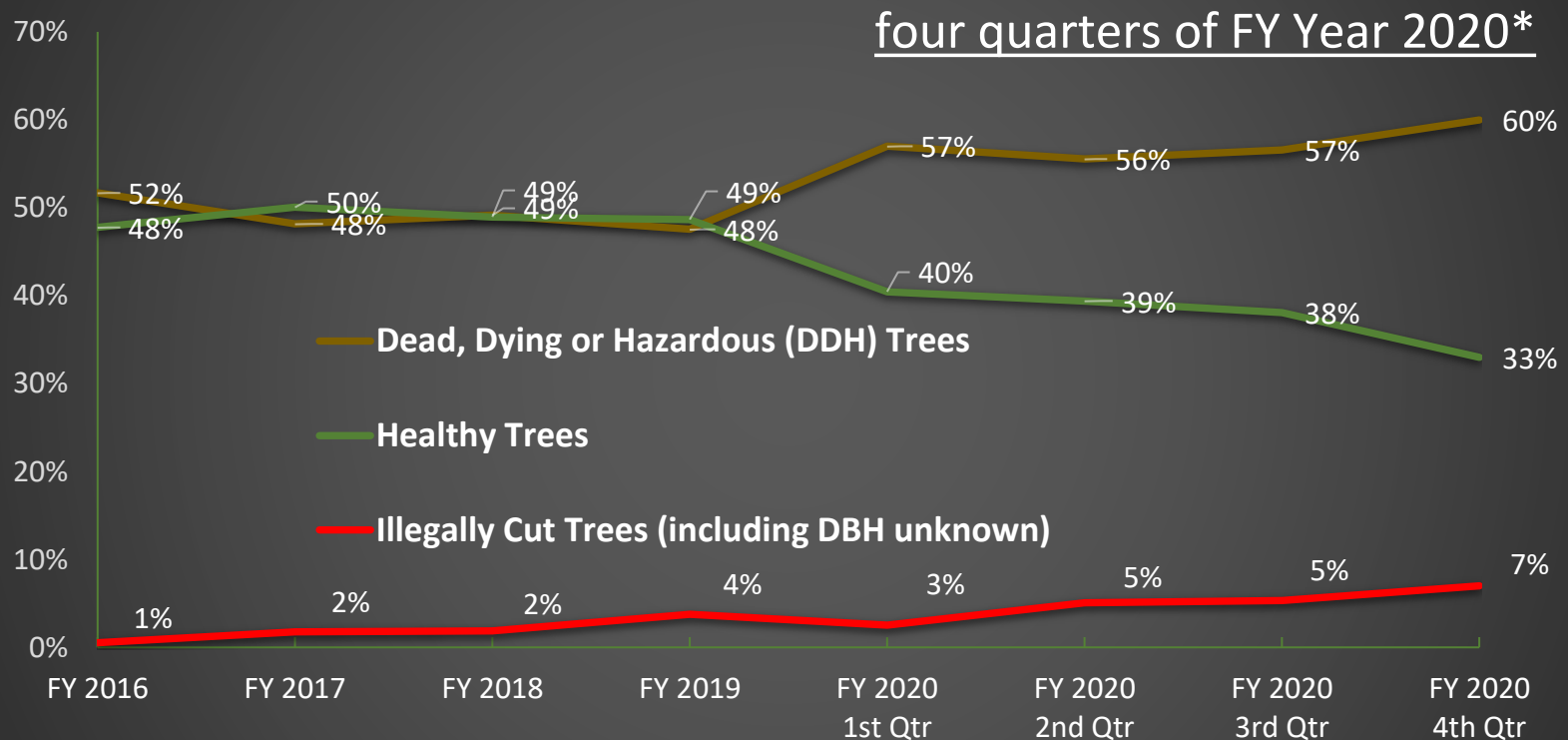


DDH and Illegal Tree Removal



Private Property Trees Permitted for Removal

The percentage of trees removed as DDH or illegally has increased significantly over the past...



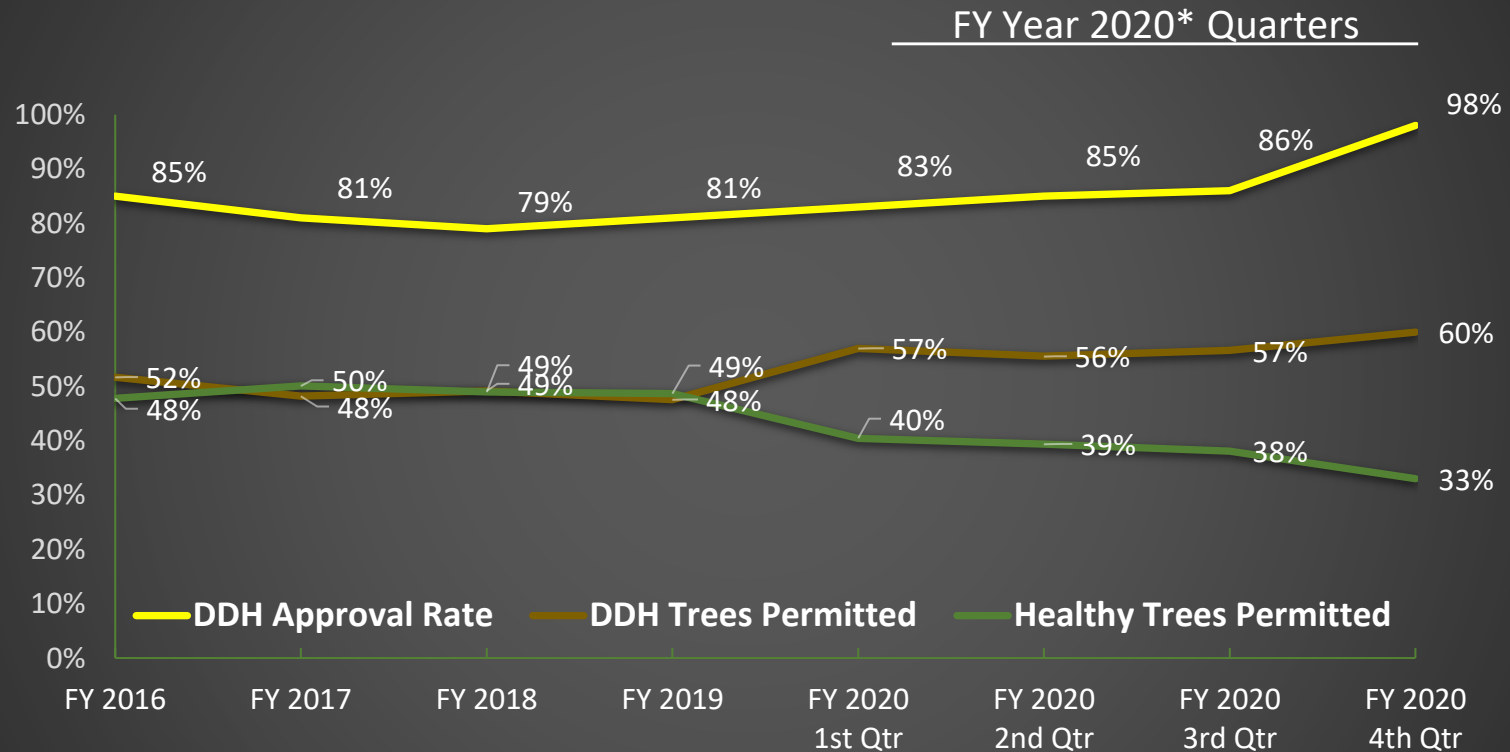
*A fiscal year begins July 1 and ends June 30 of each calendar year. 4th quarter of FY 2020 is the 2nd quarter of calendar year 2020, and includes the initial months of the COVID-19 shutdown, although construction workers and tree cutters were considered “essential workers” and allowed to work.

Chart created by The Tree Next Door using annual & quarterly reports provided by the City of Atlanta Department of City Planning. Visit treenextdoor.org for more information.



Private Property Trees Permitted as Dead, Dying, or Hazardous (DDH)

Less than 2% of DDH tree permit applications were denied during the first three months of COVID-19 (FY 2020 4th Qtr)



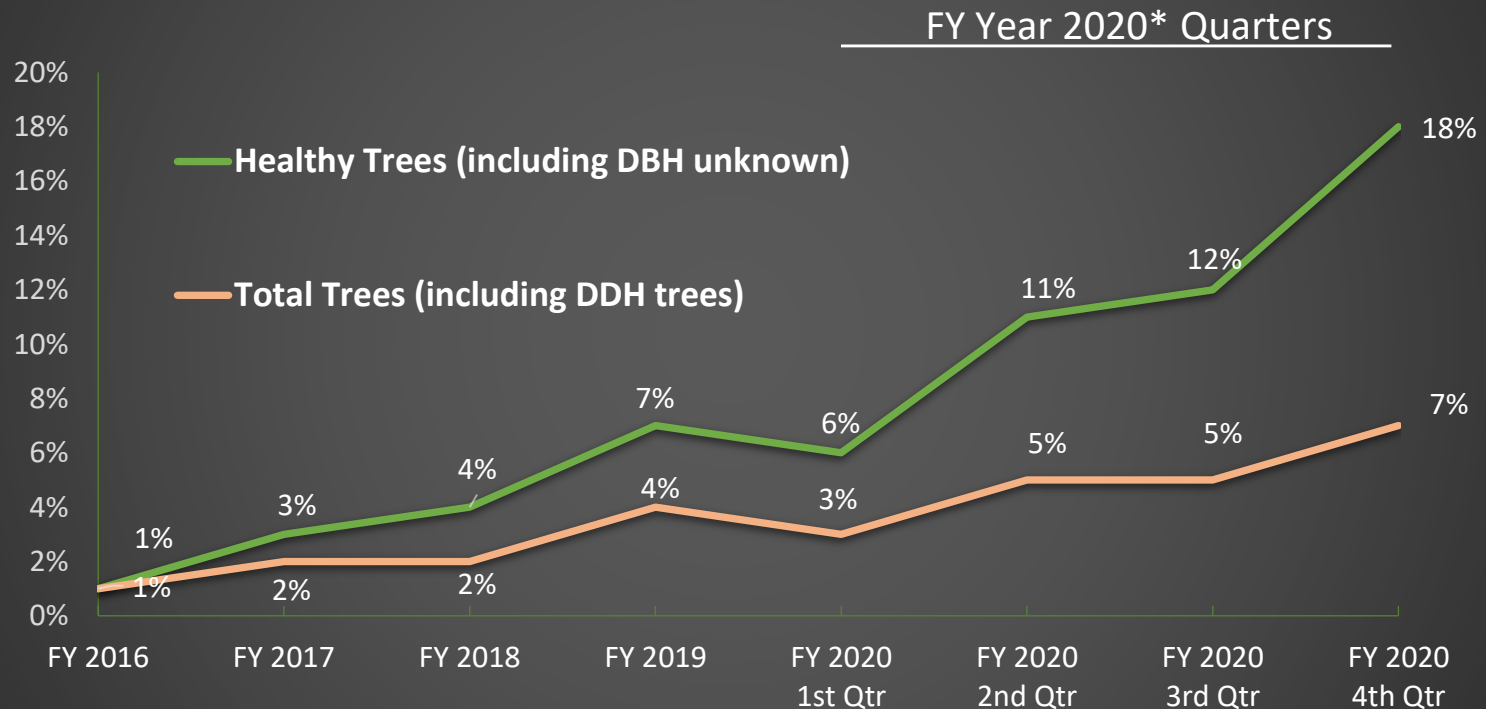
*A fiscal year begins July 1 and ends June 30 of each calendar year. 4th quarter of FY 2020 is the 2nd quarter of calendar year 2020, and includes the initial months of the COVID-19 shutdown, although construction workers and tree cutters were considered “essential workers” and allowed to work.

Chart created by The Tree Next Door using annual & quarterly reports provided by the City of Atlanta Department of City Planning. Visit treenextdoor.org for more information.



Private Property Illegal Tree Cutting

The percentage of trees cut illegally sharply increased in FY 2020, especially during the first three months of COVID-19 (FY 2020 4th Qtr)



*A fiscal year begins July 1 and ends June 30 of each calendar year. 4th quarter of FY 2020 is the 2nd quarter of calendar year 2020, and includes the initial months of the COVID-19 shutdown, although construction workers and tree cutters were considered “essential workers” and allowed to work.

Chart created by The Tree Next Door using annual & quarterly reports provided by the City of Atlanta Department of City Planning.
Visit treenextdoor.org for more information.

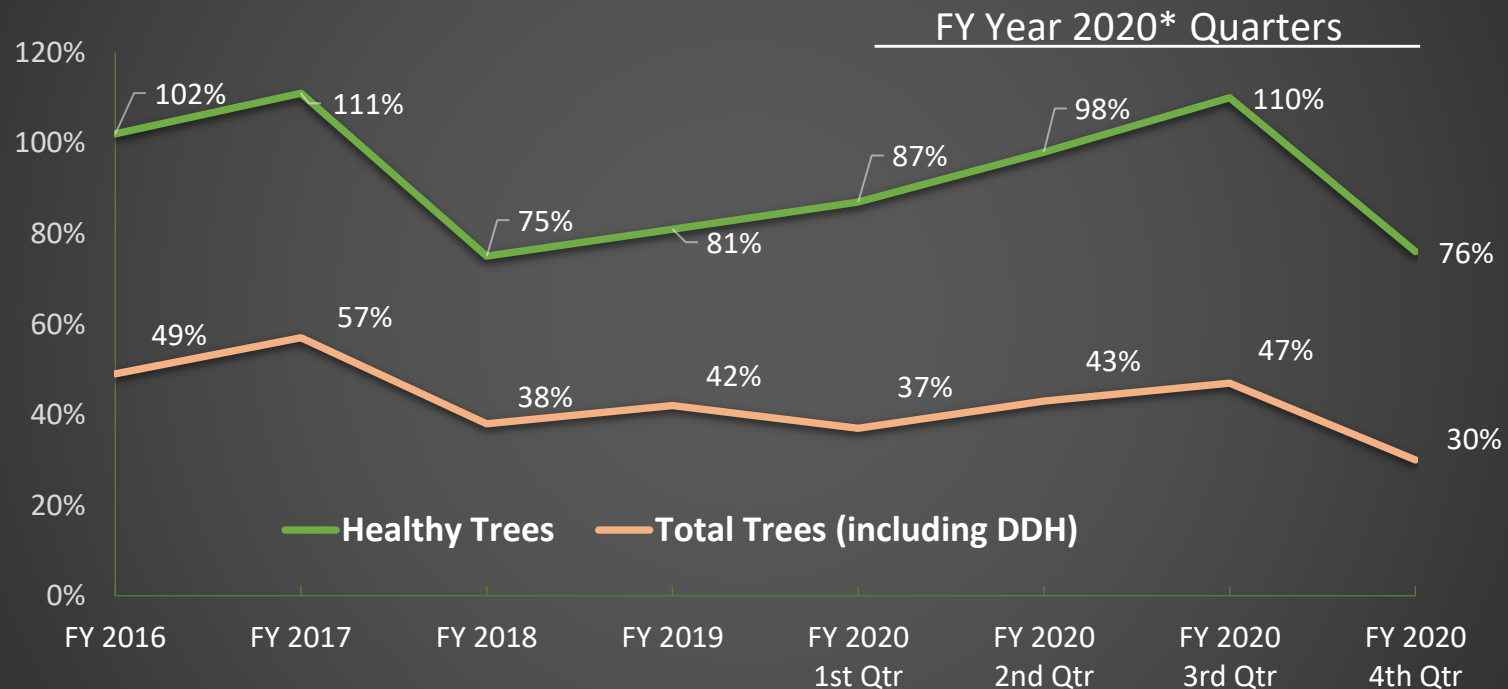


Tree Replanting



Private Property Tree Replanting

The percentage of destroyed trees scheduled to be replanted plummeted during the first three months of COVID-19 (FY 2020 4th Qtr)



*A fiscal year begins July 1 and ends June 30 of each calendar year. 4th quarter of FY 2020 is the 2nd quarter of calendar year 2020, and includes the initial months of the COVID-19 shutdown, although construction workers and tree cutters were considered “essential workers” and allowed to work.

Chart created by The Tree Next Door using annual & quarterly reports provided by the City of Atlanta Department of City Planning.
Visit treenextdoor.org for more information.

